


भारत सरकार / GOVERNMENT OF INDIA

रेल मंत्रालय / MINISTRY OF RAILWAYS

रेलवे बोर्ड / (RAILWAY BOARD)



No. PC-III/2000/GIS/2

The General Managers,
All Indian Railways & PUs
(As per mailing list).

Sub: Central Government Employees Group Insurance Scheme, 1980 – Tables of Benefits for the Savings Fund for the period from 1.1.2014 to 31.12.2014.

In continuation of this Ministry's letter No. PC-III/2000/GIS/2 dated 17.01.2013, a copy of O. M. No.7(1)/EV/2013 dated 08.01.2014 of the Ministry of Finance, Department of Expenditure on the above subject is forwarded herewith for information and necessary action.

DA: As above

(Vikram Gulati)

Director, Pay Commission-II
Railway Board

No. PC-III/2000/GIS/2

New Delhi,

dated 10.01.2014

Copy forwarded to Deputy Comptroller & Auditor General of India (Railways), New-Delhi.

for Financial Commissioner, Railways

No. PC-III/2000/GIS/2

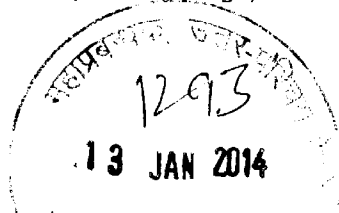
New Delhi, dated 10.01.2014

Copy to :-

- (1) FA & CAOs, All Indian Railways, CLW, DLW, DMW, ICF, RWF, Metro Rail, Kolkata, MTP(R), Delhi, Mumbai, Chennai, CORE/Allahabad, (b) FA & CAOs (Construction), N.F. Railway, Maligaon & Southern Railway, Bangalore.
- (2) The Pay & Accounts Officer, Ministry of Railways (Railway Board)
- (3) Executive Director (Finance), RDSO, Lucknow.
- (4) The Chief Commissioner, Railway Safety, Lucknow.
- (5) General Manager, Northeast Frontier Railway (Construction), Maligaon.
- (6) Director General, Railway Staff College, Vadodara.

(Vikram Gulati)

Director Pay Commission-II
Railway Board



.....2/-

all India Policy

25
17/11

17/11/14 Policy CR

भारत सरकार
रेल मंत्रालय
(रेलवे बोर्ड)

रे.बो.स्था. सं.२५/2014

संख्या पी.सी.- 111/2000/जी.आई.एस./2

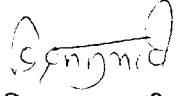
दिनांक 10.01.2014

महाप्रबंधक
सभी भारतीय रेलें एवं
उत्पादन इकाईयाँ

विषय: केन्द्रीय सरकार कर्मचारी सामूहिक बीमा योजना-1980, दिनांक 01.01.2014 से 31.12.2014 तक की अवधि की बचत निधियों के लिये लाभों की सारणी।

इस मंत्रालय के समसंख्यक पत्र दिनांक 17.01.2013 के क्रम में, वित्त मंत्रालय, व्यय विभाग के कार्यालय ज्ञापन संख्या 7(1)/EV/2013 दिनांक 08.01.2014 की प्रति उपरोक्त विषय पर आपके सूचनार्थ एवं आवश्यक कार्यवाही हेतु भेजी जा रही है।


संलग्न : उपरोक्त


(विक्रम गुलाटी)
निदेशक, वेतन आयोग-11
रेलवे बोर्ड

संख्या पी.सी.- 111/2000/जी.आई.एस./2

दिनांक 10.01.2014

प्रतिलिपि भारत के उप नियंत्रक एवं महालेखा परीक्षक (रेलें) नई दिल्ली को प्रेषित।

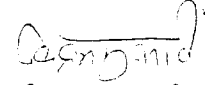

कृते वित्त आयुक्त/रेल

संख्या पी.सी.- 111/2000/जी.आई.एस./2

दिनांक 10.01.2014

प्रतिलिपि प्रेषित:

- 1 वित्त सलाहकार एवं मुख्य लेखाधिकारी, सभी भारतीय रेलें, चिरेका, डीरेका, डी.आ.का., सडिका, रेडिका, रे.प.का., मेट्रो रेल, कोलकाता, एम टी पी (आर), दिल्ली, मुम्बई, चैत्रे, कोर/इलाहाबाद(ख) वित्त सलाहकार एवं मुख्य लेखाधिकारी (निर्माण), पूर्वोत्तर सीमा रेलवे, मालीगांव एवं दक्षिण रेलवे, बेंगलूरु।
- 2 वेतन एवं लेखाधिकारी, रेल मंत्रालय (रेलवे बोर्ड)।
- 3 कार्यपालक निदेशक (वित्त), अ.अ.मा.सं., लखनऊ।
- 4 मुख्य आयुक्त, रेलवे संरक्षा, लखनऊ।
- 5 महाप्रबंधक, पूर्वोत्तर सीमा रेलवे (निर्माण), मालीगांव।
- 6 महानिदेशक, रेलवे स्टाफ कॉलेज, वडोदरा।


(विक्रम गुलाटी)
निदेशक, वेतन आयोग-11
रेलवे बोर्ड

132

No.7(1)/EV 2013
Government of India
Ministry of Finance
Department of Expenditure

New Delhi, the 03rd January, 2014

OFFICE MEMORANDUM

Sub: Central Government Employees Group Insurance Scheme-1980 – Tables of Benefits for the savings fund for the period from 01.01.2014 to 31.12.2014.

.....

The undersigned is directed to refer to this Ministry's O.M. No.7 (2)/EV/2012 dated 15th January, 2013 forwarding therewith Tables of Benefits under CGEGIS for the year 2013. New Tables of Benefits for the savings fund of the Scheme based on a subscription of Rs.10 per month from 1.1.1982 to 31.12.1989 and Rs.15 per month w.e.f. 1.1.1990 onwards have been prepared for the year 2014 and a copy of the table is enclosed. Another Table of Benefits for the savings fund based on a subscription of Rs.10 per month for those employees who had opted out of the revised rates of subscription w.e.f. 1.1.1990 have also been drawn up for the year 2014 and a copy of that table is also enclosed. The amounts in the Tables have been worked out on the basis of interest @ 10% per annum(compounded quarterly) for the period from 1.1.1982 to 31.12.1982, 11% per annum(compounded quarterly) w.e.f. 1.1.1983 to 31.12.1986, 12% per annum(compounded quarterly) w.e.f. 1.1.1987 to 31.12.2000, 11% per annum (compounded quarterly) w.e.f. 1.1.2001 to 31.12.2001, 9.5% per annum(compounded quarterly) w.e.f. 1.1.2002 to 31.12.2002, 9.0% per annum(compounded quarterly) w.e.f. 1.1.2003 to 31.12.2003, 8% per annum (compounded quarterly) w.e.f. 1.1.2004 to 30.11.2011, 8.6% per annum (compounded quarterly) w.e.f. 1.12.2011 to 31.03.2012, 8.8% per annum (compounded quarterly) w.e.f. 1.04.2012 to 31.03.2013 and 8.7% per annum (compounded quarterly) w.e.f. 01.04.2013 onwards. The mortality rate under the Scheme has been taken as 3.75 per thousand per annum up to 31.12.1987 and 3.60 per thousand per annum thereafter in both the cases. While calculating the amount it has been assumed that the subscription has been recovered or will be recovered from the salary of the month in which a member ceases to be in service failing which it should be deducted from accumulated amounts payable.

2. In its application to the employees of Indian Audit and Accounts Department this Office Memorandum issues in consultation with the Comptroller and Auditor General of India.

V. Singh
(VIJAY KUMAR SINGH)
DIRECTOR

All Ministries/Departments of the Central Government as per standard list.

Copy with spare copies for information and necessary action to C&AG, UPSC, all State Governments etc. as per standard list.

NIC, D/o Expenditure for uploading the same on the website of M/o Finance.

CENTRAL GOVERNMENT EMPLOYEES GROUP INSURANCE SCHEME 1980 (CEGIS)

Contribution @ Rs. 10/- P.M upto 31.12.89 and Rs. 15 throughout after 1.1.90

Accumulated value of contribution from 1st January of year of entry to the month and year of cessation

Year of cessation of membership : 2014

Month of cessation of membership

Year of Entry	Jan	Feb	Mar	Apr	May	Jun	Jul	Aug	Sep	Oct	Nov	Dec
1982	23433.29	23615.10	23796.57	23977.48	24153.49	24349.46	24540.27	24726.14	24918.29	25109.95	25305.45	25486.19
1983	21324.45	21492.08	21655.81	21825.78	21995.01	22164.20	22338.24	22512.23	22686.18	22866.09	23036.40	23203.95
1984	19426.24	19577.20	19729.93	19884.59	20039.46	20196.73	20353.96	20511.15	20670.76	20832.77	20994.73	21148.96
1985	17721.53	17860.66	18000.14	18141.69	18284.60	18427.48	18572.76	18718.02	18865.68	19013.31	19163.35	19301.67
1986	16190.75	16320.43	16450.30	16579.93	16710.86	16841.76	16977.52	17108.35	17244.05	17382.16	17517.79	17649.85
1987	14819.12	14939.37	15056.26	15177.29	15298.65	15422.44	15543.75	15665.03	15791.18	15917.30	16043.39	16164.20
1988	13596.92	13705.23	13815.32	13926.41	14038.19	14149.95	14264.12	14380.72	14494.85	14608.96	14727.93	14837.57
1989	12487.39	12591.07	12692.56	12795.48	12897.66	13002.26	13106.83	13211.39	13320.82	13427.78	13537.16	13637.61
1990	11502.77	11599.35	11693.36	11789.40	11886.84	11981.82	12079.22	12179.05	12278.86	12378.66	12478.43	12574.68
1991	10192.40	10277.05	10361.10	10447.95	10533.37	10621.41	10709.07	10799.34	10897.14	10977.38	11070.05	11152.56
1992	9026.54	9104.13	9179.25	9255.82	9334.10	9414.81	9493.06	9571.29	9651.96	9732.62	9815.71	9894.15
1993	7990.48	8060.98	8129.01	8198.33	8269.43	8340.53	8411.62	8482.69	8556.20	8627.25	8703.18	8770.14
1994	7072.00	7135.37	7196.96	7260.78	7321.25	7386.16	7450.06	7516.40	7580.28	7646.60	7712.92	7775.63
1995	6253.93	6310.16	6366.98	6423.60	6480.31	6537.02	6598.61	6655.30	6714.43	6773.56	6832.68	6891.08
1996	5528.94	5578.00	5631.01	5681.89	5733.82	5785.76	5840.13	5892.06	5945.97	5998.33	6052.69	6106.71
1997	4882.33	4926.65	4975.63	5023.40	5083.11	5117.70	5154.84	5211.38	5261.57	5311.15	5360.72	5405.42
1998	4309.19	4353.65	4392.76	4435.91	4483.25	4520.61	4567.85	4610.19	4654.98	4697.33	4742.11	4787.22
1999	3802.19	3839.43	3877.04	3914.51	3954.49	3992.03	4034.47	4074.45	4114.44	4154.42	4194.41	4232.54
2000	3346.62	3381.52	3417.73	3454.30	3495.47	3524.64	3552.25	3597.42	3635.04	3670.21	3707.83	3743.84
2001	2947.39	2977.49	3009.46	3043.06	3079.84	3108.63	3141.42	3174.21	3209.45	3242.25	3277.49	3308.89
2002	2589.79	2617.53	2646.85	2672.71	2702.80	2734.22	2764.63	2795.04	2830.34	2860.75	2891.17	2922.82
2003	2262.81	2289.57	2316.69	2343.98	2371.45	2399.10	2426.93	2454.94	2483.12	2513.49	2541.52	2567.76
2004	1966.43	1991.09	2016.07	2041.24	2066.59	2092.13	2117.85	2143.76	2169.86	2196.14	2222.62	2248.41
2005	1693.88	1716.57	1739.56	1762.71	1786.03	1809.53	1833.19	1857.03	1881.04	1905.22	1929.58	1953.38
2006	1442.08	1462.96	1484.10	1505.39	1526.84	1548.45	1570.21	1592.13	1614.21	1636.45	1658.86	1680.82
2007	1209.45	1228.66	1248.09	1267.67	1287.39	1307.25	1327.26	1347.41	1367.71	1388.16	1408.76	1429.02
2008	994.54	1012.20	1030.06	1048.05	1066.17	1084.42	1102.80	1121.32	1139.98	1158.77	1177.69	1196.39
2009	796.00	812.23	828.63	845.13	861.80	878.56	895.45	912.45	929.59	946.85	964.22	981.48
2010	612.57	627.48	642.54	657.71	673.09	688.38	703.88	719.49	735.22	751.06	767.02	782.92
2011	443.12	456.81	470.62	484.54	498.66	512.68	526.90	541.23	555.66	570.19	584.63	599.50
2012	286.53	299.14	311.80	324.56	337.40	350.34	363.37	376.49	389.70	403.01	416.41	429.91
2013	142.56	154.08	165.69	177.36	189.17	201.03	212.99	225.03	237.15	249.37	261.87	274.07
2014	16.50	21.08	31.75	42.46	54.08	64.14	75.21	86.15	97.27	108.47	119.75	131.11

Note:

Basis Used

From	To	Interest*
1.1.82	31.12.82	10%
1.1.83	31.12.86	11%
1.1.87	31.12.00	12%
1.1.01	31.12.01	11%
1.1.02	31.12.02	9.50%

From	To	Interest*
1.1.03	31.12.13	9.00%
1.1.04	30.11.13	8.00%
1.12.11	31.03.12	8.50%
01.04.2017	31.03.2018	8.80%
1.4.2013		8.70%

Savings Fund: 68.75% from 1.1.82 to 31.12.87
70% from 1.1.88 and onwards

Insurance Fund: 31.25% from 1.1.82 to 31.12.87
30% from 1.1.88 and onwards

* Interest is compounded quarterly

CPC
1793

7-

CENTRAL GOVERNMENT EMPLOYEES GROUP INSURANCE SCHEME 1980

Contributor @ Rs. 10/- throughout

Accumulated value of contribution from 1st January of year of entry to the month and year of cessation of
Year of cessation of membership - 2014
Month of cessation of membership

Year of Entry	Jan	Feb	Mar	Apr	May	Jun	Jul	Aug	Sep	Oct	Nov	Dec
1982	19603.93	19751.92	19896.63	20049.46	20203.65	20359.50	20512.00	20668.85	20825.75	20984.01	21141.69	21291.89
1983	17495.09	17628.90	17760.20	17897.79	18032.90	18172.88	18310.84	18449.79	18589.96	18733.57	18877.61	19011.95
1984	15591.99	15714.02	15831.29	15956.77	16079.47	16199.59	16325.80	16449.41	16577.13	16706.99	16833.08	16955.50
1985	13889.73	13997.48	14101.22	14214.00	14322.95	14434.00	14546.07	14659.79	14770.41	14885.88	15000.23	15110.00
1986	12358.92	12457.25	12553.03	12648.84	12747.79	12847.49	12949.88	13048.88	13150.52	13252.26	13356.03	13453.24
1987	10987.31	11072.81	11160.25	11248.28	11336.02	11425.41	11514.70	11603.27	11698.69	11788.98	11880.22	11968.83
1988	9762.66	9838.63	9916.45	9996.79	10079.86	10154.89	10237.19	10317.68	10400.30	10480.85	10564.82	10642.64
1989	8655.58	8729.99	8795.26	8863.89	8934.98	9008.50	9079.21	9152.56	9224.44	9298.46	9372.41	9445.37
1990	7670.97	7731.88	7796.44	7857.47	7921.63	7989.79	8052.18	8116.59	8184.19	8249.88	8316.45	8378.45
1991	6796.57	6850.32	6906.88	6966.37	7029.84	7087.11	7139.47	7196.16	7256.70	7316.11	7375.29	7430.79
1992	6090.14	6068.54	6129.44	6171.83	6214.88	6276.11	6329.08	6379.79	6432.71	6486.56	6538.47	6599.07
1993	5329.44	5372.47	5418.50	5466.19	5513.75	5559.29	5609.00	5651.63	5702.80	5743.90	5793.84	5843.37
1994	4714.67	4755.52	4795.80	4837.96	4880.68	4922.90	4969.76	5007.25	5051.58	5093.21	5133.46	5172.77
1995	4170.92	4206.07	4243.91	4281.19	4318.71	4355.11	4394.79	4434.17	4473.43	4512.70	4551.95	4594.77
1996	3685.96	3718.58	3754.14	3796.21	3822.43	3858.72	3890.79	3926.16	3959.52	3996.41	4031.41	4065.89
1997	3254.85	3286.93	3315.69	3347.88	3377.07	3412.23	3440.82	3473.87	3504.49	3536.29	3569.01	3601.87
1998	2875.24	2899.82	2927.99	2956.25	2985.39	3012.14	3041.55	3071.83	3100.32	3129.34	3159.01	3188.87
1999	2533.25	2559.11	2584.90	2610.87	2636.94	2660.91	2685.19	2712.07	2738.97	2765.94	2792.14	2818.58
2000	2233.86	2254.30	2279.21	2301.22	2324.70	2351.10	2374.48	2397.83	2424.08	2447.39	2471.11	2494.87
2001	1986.41	1985.36	2007.94	2020.80	2049.12	2072.22	2099.14	2118.99	2139.41	2161.90	2183.14	2203.76
2002	1775.90	1744.42	1763.98	1753.91	1803.79	1823.82	1844.19	1864.81	1885.17	1905.89	1924.76	1943.59
2003	1508.54	1525.40	1544.38	1562.52	1580.99	1599.49	1616.13	1636.90	1655.81	1674.86	1694.05	1712.68
2004	1310.96	1327.59	1343.55	1360.72	1377.62	1394.65	1411.79	1429.06	1446.46	1463.07	1480.65	1497.87
2005	1124.75	1144.38	1159.62	1179.05	1196.60	1206.26	1222.03	1237.92	1253.93	1270.05	1286.29	1302.15
2006	961.38	975.30	989.32	1009.82	1017.82	1052.22	1046.73	1061.34	1061.34	1075.06	1090.89	1103.82
2007	806.30	819.10	832.00	845.79	858.19	871.44	884.77	898.21	911.74	925.37	939.10	952.87
2008	662.03	674.80	686.56	698.89	710.79	722.89	735.19	747.49	759.93	772.45	785.07	797.23
2009	530.65	541.48	552.38	563.41	574.41	585.87	599.82	608.26	619.68	631.19	642.70	654.17
2010	408.38	418.32	428.39	438.44	448.69	458.89	469.22	479.82	490.11	500.58	511.31	521.92
2011	295.41	304.54	313.79	323.11	332.39	341.76	351.24	360.79	370.41	380.10	389.86	399.63
2012	191.02	199.42	207.88	216.36	224.80	233.55	242.23	250.98	259.79	268.66	277.59	286.59
2013	85.04	102.72	110.48	118.29	126.11	134.02	141.99	150.02	158.10	166.25	174.45	182.71
2014	7.00	14.05	21.15	28.30	35.51	42.78	50.07	57.43	64.84	72.31	79.85	87.43

Note.

Basis used

From	To	Interest*	From	To	Interest*	Savings Fund:
1.1.87	31.12.87	10%	1.1.03	31.12.03	9.00%	68.75% from 1.1.87 to 31.12.87
1.1.88	31.12.86	11%	1.1.04	30.11.11	9.00%	70% from 1.1.88 and onwards
1.1.87	31.12.00	12%	1.12.11	31.03.12	8.50%	Insurance Fund: 31.25% from 1.1.87 to 31.12.87
1.1.01	31.12.01	11%	01.04.2012	31.03.2013	8.30%	30% from 1.1.88 and onwards
1.1.07	31.12.07	9.50%	1.4.2013		8.70%	

* Interest p.a compounded quarterly