


उत्तर पश्चिम रेलवे



प्रधान कार्यालय

जयपुर

आर.बी.ई.सं.

दिनांक

06/2015

21/1/2015

सं. 406-E/01/GIS

मण्डल रेल प्रबंधक/कार्मिक- जयपुर, अजमेर, जोधपुर, बीकानेर  
मुख्य कारखाना प्रबंधक- अजमेर, जोधपुर, बीकानेर  
उप मुख्य सामग्री प्रबंधक- अजमेर, जोधपुर  
मुख्य प्रशासनिक अधिकारी/निर्माण- जयपुर  
समस्त विभागाध्यक्ष/प्रका.-जयपुर  
सचिव/महाप्रबंधक, वरिष्ठ महाप्रबंधक /सतर्कता प्रका.- जयपुर  
मुख्य राजम्बाबा अधिकारी/प्रका.- जयपुर  
अध्यक्ष रेलवे भर्ती बोर्ड- अजमेर  
प्राचार्य क्षेत्रीय रेलवे प्रशिक्षण संस्थान- उदयपुर  
प्राचार्य कार्मिक प्रशिक्षण केन्द्र- जोधपुर  
उप निदेशक, लेखा परीक्षा प्रका.- जयपुर  
सहायक सचिव/गोपनीय - महाप्रबंधक प्रका.- जयपुर  
मुख्य खर्जाची रोकड एवं वेतन विभाग प्रका.- जयपुर  
निजी सचिव/महाप्रबंधक, वित्त सलाहकार एवं मुख्य लेखा अधिकारी प्रका.- जयपुर.

RBE NO. 06/2015

विषय :- Central Government Employees Group Insurance Scheme  
1980 - Tables of Benefits for the Savings fund for the Period  
from 01.01.2015 to 31.12.2015

केन्द्रीय सरकार कर्मचारी सामूहिक बीमा योजना-1980 से 01.01.2015 से 31.12.2015

संदर्भ :- इसकी अवधि की वस्तु निधियों के विषय में जारी की गयी।

(1) Railway Bd. Laco PC-111/2000/GIS/2 [dt 23/1/2015]

(11) इस कार्यालय का समक्षेण्यक पत्र दि. 23/1/2014 RBE No 6/2014

रेलवे बोर्ड नई दिल्ली के संदर्भित पत्र दि. 23/1/15 की प्रतिलिपि आवश्यक कार्यवाही, मार्ग दर्शन एवं सूचनाओं प्रेषित की जा रही है।

सलन- यथावत।

(कल्याण व्यास)  
उप महाप्रबंधक/कार्मिक

प्रतिलिपि-

1. महासचिव- एनडब्ल्यूआरईयू 15 प्रतियाँ।
2. महासचिव- यूपीआरएमएस 15 प्रतियाँ।
3. महासचिव- एससी/एसटी एसो. 15 प्रतियाँ।
4. महासचिव- ओबीसी एसो. 06 प्रतियाँ।
6. महासचिव- पदोन्नत अधिकारी एसो. 15 प्रतियाँ।

21/1/15

भारत सरकार / GOVERNMENT OF INDIA  
रेल मंत्रालय / MINISTRY OF RAILWAYS  
रेलवे बोर्ड / (RAILWAY BOARD)

29/1/2015  
CPO  
12/1/15

R6-2680  
30 JAN 2015

RBE No. 6 /2015

No. PC-III/2000/GIS/2

New Delhi, dated 23.01.2015

The General Managers,  
All Indian Railways & PUs  
(As per mailing list).

North Western Railway, Jaipur

Sub: Central Government Employees Group Insurance Scheme, 1980 – Tables of Benefits for the Savings Fund for the period from 1.1.2015 to 31.12.2015.

In continuation of this Ministry's letter No.PC-III/2000/GIS/2 dated 10.01.2014, a copy of O. M. No.7(1)/EV/2014 dated 22.01.2015 of the Ministry of Finance, Department of Expenditure on the above subject is forwarded herewith for information and necessary action.

DA: As above

(Vikram Gulati)  
Director, Pay Commission-II  
Railway Board

No. PC-III/2000/GIS/2

New Delhi,

dated 23.01.2015

Copy forwarded to Deputy Comptroller & Auditor General of India (Railways), New Delhi.

for Financial Commissioner, Railways

No. PC-III/2000/GIS/2

New Delhi, dated 23.01.2015

Copy to :-

- (1) FA & CAOs, All Indian Railways, CLW, DLW, DMW, ICF, RWF, Metro Rail, Kolkata, MTP(R), Delhi, Mumbai, Chennai, CORE/Allahabad, (b) FA & CAOs (Construction), N.F. Railway, Maligaon & Southern Railway, Bangalore.
- (2) The Pay & Accounts Officer, Ministry of Railways (Railway Board)
- (3) Executive Director (Finance), RDSO, Lucknow.
- (4) The Chief Commissioner, Railway Safety, Lucknow.
- (5) General Manager, Northeast Frontier Railway (Construction), Maligaon.
- (6) Director General, Railway Staff College, Vadodara.

1468  
29 JAN 2015

(Vikram Gulati)  
Director Pay Commission-II  
Railway Board

भारत सरकार  
रेल मंत्रालय  
(रेलवे बोर्ड)

रे.बो.स्था. सं. 6 /2015

संख्या पी.सी.-111/2000/जी.आई.एस./2

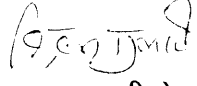
दिनांक 23.01.2015

महाप्रबंधक  
सभी भारतीय रेलें एवं  
उत्पादन इकाईयाँ

विषय: केन्द्रीय सरकार कर्मचारी सामूहिक बीमा योजना-1980, दिनांक 01.01.2015 से 31.12.2015 तक की अवधि की बचत निधियों के लिये लाभों की सारणी।

इस मंत्रालय के समसंख्यक पत्र दिनांक 10.01.2014 के क्रम में, वित्त मंत्रालय, व्यय विभाग के कार्यालय ज्ञापन संख्या 7(1)/EV/2014 दिनांक 22.01.2015 की प्रति उपरोक्त विषय पर आपके सूचनार्थ एवं आवश्यक कार्यवाही हेतु भेजी जा रही है।


संलग्न : उपरोक्त

  
( विकम गुलाटी )  
निदेशक, वेतन आयोग-11  
रेलवे बोर्ड

संख्या पी.सी.-111/2000/जी.आई.एस./2

दिनांक 23.01.2015

प्रतिलिपि भारत के उप नियंत्रक एवं महालेखा परीक्षक (रेलें) नई दिल्ली को प्रेषित।

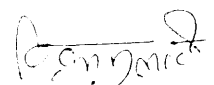
  
कृते वित्त आयुक्त/रेल

संख्या पी.सी.-111/2000/जी.आई.एस./2

दिनांक 23.01.2015

प्रतिलिपि प्रेषित:

- 1 वित्त सलाहकार एवं मुख्य लेखाधिकारी, सभी भारतीय रेलें, चिरेका, डीरेका, डी.आ.का., सडिका, रेडिका, रे.प.का., मेट्रो रेल, कोलकाता, एम टी पी (आर), दिल्ली, मुम्बई, चैन्नै, कोर/इलाहाबाद(ख) वित्त सलाहकार एवं मुख्य लेखाधिकारी (निर्माण), पूर्वोत्तर सीमा रेलवे, मालीगांव एवं दक्षिण रेलवे, बेंगलूरु।
- 2 वेतन एवं लेखाधिकारी, रेल मंत्रालय (रेलवे बोर्ड)।
- 3 कार्यपालक निदेशक (वित्त), अ.अ.मा.सं., लखनऊ।
- 4 मुख्य आयुक्त, रेलवे संरक्षा, लखनऊ।
- 5 महाप्रबंधक, पूर्वोत्तर सीमा रेलवे (निर्माण), मालीगांव।
- 6 महानिदेशक, रेलवे स्टाफ कॉलेज, वडोदरा।

  
( विकम गुलाटी )  
निदेशक, वेतन आयोग-11  
रेलवे बोर्ड

No.74 IV 2014  
Government of India  
Ministry of Finance  
Department of Expenditure  
\*\*\*\*\*

134

New Delhi, the 22<sup>nd</sup> January, 2015

OFFICE MEMORANDUM

Sub: Central Government Employees Group Insurance Scheme-1980 – Tables of Benefits for the savings fund for the period from 01.01.2015 to 31.12.2015.

.....

The undersigned is directed to refer to this Ministry's O.M. No.7 (I) IV/2013 dated 8<sup>th</sup> January, 2014 forwarding therewith Tables of Benefits under CGEGIS for the year 2014. New Tables of Benefits for the savings fund of the Scheme based on a subscription of Rs.10 per month from 1.1.1982 to 31.12.1989 and Rs.15 per month w.e.f. 1.1.1990 onwards have been prepared for the year 2015 and a copy of the table is enclosed. Another Table of Benefits for the savings fund based on a subscription of Rs.10 per month for those employees who had opted out of the revised rates of subscription w.e.f. 1.1.1990 have also been drawn up for the year 2015 and a copy of that table is also enclosed. The amounts in the Tables have been worked out on the basis of interest @ 10% per annum(compounded quarterly) for the period from 1.1.1982 to 31.12.1982, 11% per annum(compounded quarterly) w.e.f. 1.1.1983 to 31.12.1986, 12% per annum(compounded quarterly) w.e.f. 1.1.1987 to 31.12.2000, 11% per annum (compounded quarterly) w.e.f. 1.1.2001 to 31.12.2001, 9.5% per annum(compounded quarterly) w.e.f. 1.1.2002 to 31.12.2002, 9.0% per annum(compounded quarterly) w.e.f. 1.1.2003 to 31.12.2003, 8% per annum (compounded quarterly) w.e.f. 1.1.2004 to 31.03.2011, 8.5% per annum (compounded quarterly) w.e.f. 1.12.2011 to 31.03.2012, 8.8% per annum (compounded quarterly) w.e.f. 1.04.2012 to 31.12.13 and 8.7% per annum (compounded quarterly) w.e.f. 01.04.2013 onwards. The mortality rate under the Scheme has been taken as 3.75 per thousand per annum up to 31.12.1987 and 3.60 per thousand per annum thereafter in both the cases. While calculating the amount it has been assumed that the subscription has been recovered or will be recovered from the salary of the month in which a member ceases to be in service failing which it should be deducted from accumulated amounts payable.

2. In its application to the employees of Indian Audit and Accounts Department this Office Memorandum issues in consultation with the Comptroller and Auditor General of India.

*V. Singh*  
(VIJAY KUMAR SINGH)  
DIRECTOR

All Ministries/Departments of the Central Government as per standard list.  
Copy with spare copies for information and necessary action to C&AG, UPSC, all State Governments etc. as per standard list.  
NIC, D/o Expenditure for uploading the same on the website of M/o Finance.

**CENTRAL GOVERNMENT EMPLOYEES GROUP INSURANCE SCHEME 1980**

Contribution @ Rs. 10/- P.M upto 31.12.89 and Rs. 15/- through 31.12.90 to 31.12.02

Accumulated value of contribution from 1st January of year 1980 to the end of the year of cessation

Year of cessation of membership - 2015

Month of cessation of membership

Year of Entry	Jan	Feb	Mar	Apr	May	Jun	Jul	Aug	Sep	Oct	Nov	Dec
1982	25670.58	25868.73	26064.40	26261.56	26464.13	26666.94	26874.88	27077.44	27287.94	27495.72	27708.77	27905.74
1983	23372.19	23554.89	23731.42	23916.65	24101.08	24285.46	24475.13	24664.75	24854.32	25043.84	25235.93	25418.58
1984	21303.38	21467.90	21632.62	21801.17	21969.94	22141.33	22312.68	22483.99	22657.93	22834.48	23010.99	23178.06
1985	19445.45	19597.09	19747.51	19901.77	20057.61	20213.22	20371.55	20529.85	20690.77	20851.63	21015.16	21105.90
1986	17777.05	17918.42	18058.51	18199.75	18342.44	18485.11	18633.06	18775.65	18923.53	19074.04	19221.85	19387.77
1987	16282.17	16413.23	16539.29	16671.19	16803.45	16936.35	17070.56	17202.73	17340.21	17477.65	17615.06	17758.72
1988	14950.12	15068.16	15186.93	15308.00	15429.81	15551.60	15676.03	15803.10	15927.48	16051.83	16181.48	16310.75
1989	13740.86	13853.86	13963.36	14075.52	14186.87	14300.86	14414.83	14528.78	14648.03	14764.59	14882.79	14998.25
1990	12667.75	12773.00	12874.44	12979.10	13085.29	13188.79	13294.95	13403.74	13512.52	13621.27	13730.09	13837.10
1991	11239.60	11331.86	11422.55	11517.20	11610.29	11706.04	11801.77	11900.14	11995.83	12094.17	12195.15	12291.08
1992	9958.95	10053.51	10134.58	10218.03	10303.34	10391.29	10476.57	10561.87	10649.74	10737.64	10828.19	10912.65
1993	8839.78	8926.61	8990.05	9055.59	9143.08	9220.56	9298.02	9375.48	9455.59	9533.07	9615.77	9688.71
1994	7838.74	7907.81	7974.31	8043.86	8110.65	8180.49	8250.13	8322.43	8397.05	8464.32	8536.59	8604.23
1995	6947.15	7008.43	7069.80	7131.51	7193.31	7255.10	7322.23	7384.01	7448.45	7510.95	7577.31	7640.93
1996	6156.99	6210.46	6267.75	6323.19	6379.74	6436.39	6495.64	6552.23	6608.18	6668.05	6727.79	6786.16
1997	5452.26	5500.57	5553.51	5605.53	5654.30	5708.34	5759.72	5811.09	5861.81	5919.16	5973.19	6021.90
1998	4827.61	4876.07	4918.31	4965.34	5011.49	5057.64	5109.12	5155.27	5204.08	5250.22	5296.63	5348.19
1999	4275.04	4315.63	4356.29	4397.12	4440.69	4481.60	4527.85	4571.42	4615.00	4658.57	4702.15	4748.70
2000	3778.52	3816.56	3855.74	3895.59	3933.91	3972.24	4013.23	4051.56	4092.56	4130.89	4171.88	4211.13
2001	3343.41	3376.21	3410.80	3447.42	3483.15	3518.88	3554.61	3590.35	3628.76	3664.50	3702.91	3737.13
2002	2953.67	2983.90	3015.63	3043.81	3076.61	3110.85	3143.99	3177.13	3215.60	3248.74	3281.89	3316.23
2003	2597.30	2626.47	2655.63	2685.57	2715.51	2745.64	2775.96	2806.49	2837.21	2870.30	2900.84	2930.41
2004	2174.29	2301.16	2329.22	2355.65	2383.23	2411.10	2439.13	2467.37	2495.21	2524.46	2554.31	2581.71
2005	1877.13	1911.36	1944.17	1974.11	2003.33	2032.13	2061.37	2090.89	2121.26	2151.41	2181.77	2211.11
2006	1702.80	1725.56	1748.48	1771.63	1795.05	1818.60	1842.32	1866.21	1890.28	1914.51	1938.93	1967.86
2007	1449.26	1470.20	1491.28	1512.61	1534.10	1555.75	1577.55	1599.52	1621.64	1643.92	1666.37	1688.48
2008	1215.04	1234.28	1253.67	1273.27	1293.02	1312.91	1332.95	1353.13	1373.46	1393.93	1414.56	1434.93
2009	998.65	1016.34	1034.15	1052.16	1070.30	1088.57	1106.97	1125.51	1144.18	1162.99	1181.93	1200.72
2010	798.74	814.99	831.36	847.89	864.54	881.31	898.20	915.22	932.36	949.62	967.01	984.30
2011	614.05	628.98	644.00	659.17	674.44	689.83	705.33	720.94	736.67	752.51	768.47	784.16
2012	443.40	457.13	470.92	484.82	498.82	512.92	527.12	541.42	555.82	570.37	584.93	600.50
2013	286.46	299.04	311.69	324.44	337.28	350.21	363.24	376.35	389.56	402.89	416.30	429.81
2014	142.55	154.08	165.69	177.38	189.16	201.02	212.97	225.00	237.12	249.33	261.62	274.05
2015	10.50	31.02	31.73	42.46	53.26	64.14	75.11	86.15	97.27	108.47	119.75	131.11

**Note:**

**Basis Used**

From	To	Interest*	From	To	Interest*	Savings Fund
1.1.82	31.12.82	10%	1.1.03	31.12.03	9.00%	68.75% from 1.1.80 to 31.12.87
1.1.83	31.12.86	11%	1.1.04	30.11.11	8.00%	70% from 1.1.88 and onwards
1.1.87	31.12.00	12%	1.12.11	31.03.12	8.60%	
1.1.01	31.12.01	11%	01.04.2012	31.03.2013	8.80%	Insurance Fund : 31.25% from 1.1.82 to 31.12.87
1.1.02	31.12.02	9.50%	1.4.2013		8.70%	30% from 1.1.88 and onwards

\* Interest is compounded quarterly

**CENTRAL GOVERNMENT EMPLOYEES GROUP INSURANCE SCHEME 1980**

Contribution @ Rs. 10/- P.M upto 31.12.89 and Rs. 15 throughout after 1.1.90

Accumulated value of contribution from 1st January of year of Entry to the month and year of cessation

Year of cessation of membership - 2015

Month of cessation of membership

Year of Entry	Jan	Feb	Mar	Apr	May	Jun	Jul	Aug	Sep	Oct	Nov	Dec
1982	25670.58	25868.73	26064.40	26261.56	26464.28	26666.94	26874.88	27077.44	27287.94	27495.72	27708.77	27905.74
1983	23372.19	23554.89	23731.42	23916.65	24101.08	24285.46	24475.13	24664.75	24854.32	25043.84	25235.98	25418.58
1984	21303.38	21467.90	21632.62	21801.17	21969.94	22141.33	22312.68	22483.99	22657.93	22834.48	23010.99	23179.06
1985	19445.45	19597.09	19747.51	19901.77	20057.51	20213.22	20371.55	20529.85	20690.77	20851.65	21015.16	21165.90
1986	17777.05	17918.42	18058.51	18199.78	18342.46	18485.11	18633.06	18775.65	18923.53	19074.04	19221.85	19365.77
1987	16282.17	16413.23	16539.29	16671.19	16803.45	16938.35	17070.56	17202.73	17340.21	17477.65	17615.06	17746.72
1988	14950.12	15068.16	15186.93	15308.00	15429.81	15551.60	15676.03	15803.10	15927.48	16051.83	16181.48	16300.75
1989	13740.86	13853.86	13963.36	14075.52	14186.87	14300.86	14414.83	14528.78	14648.03	14764.59	14883.79	14993.26
1990	12667.75	12773.00	12874.44	12979.10	13085.29	13188.79	13294.95	13403.74	13512.52	13621.27	13730.00	13834.90
1991	11239.60	11331.86	11422.55	11517.20	11610.29	11706.04	11801.77	11900.14	11995.83	12094.17	12195.16	12285.08
1992	9968.95	10053.51	10134.58	10218.03	10303.34	10391.29	10476.57	10561.83	10649.74	10737.64	10828.19	10913.68
1993	8839.78	8916.61	8990.05	9065.59	9143.08	9220.56	9298.02	9375.48	9455.59	9533.02	9615.77	9688.74
1994	7838.74	7907.81	7974.31	8043.86	8110.85	8180.49	8250.13	8322.43	8392.05	8464.32	8536.59	8604.93
1995	6947.15	7008.43	7069.80	7131.51	7193.31	7255.10	7322.23	7384.01	7448.45	7512.88	7577.31	7640.95
1996	6156.99	6210.46	6267.75	6323.19	6379.79	6436.39	6495.64	6552.23	6608.81	6668.05	6727.29	6786.16
1997	5452.26	5500.57	5553.51	5605.58	5654.30	5708.34	5759.72	5811.09	5865.13	5919.16	5973.19	6021.90
1998	4827.61	4876.07	4918.31	4965.34	5011.49	5057.64	5109.12	5155.27	5204.08	5250.22	5299.03	5348.19
1999	4275.04	4315.63	4356.29	4397.12	4440.69	4481.60	4527.85	4571.42	4615.00	4658.57	4702.15	4743.70
2000	3778.52	3816.56	3855.74	3895.59	3933.91	3972.24	4013.23	4051.56	4092.56	4130.89	4171.88	4211.12
2001	3343.41	3376.21	3410.80	3447.42	3483.15	3518.88	3554.61	3590.35	3628.76	3664.50	3702.91	3737.12
2002	2953.67	2983.90	3015.63	3043.81	3076.61	3110.85	3143.99	3177.13	3215.60	3248.74	3281.89	3316.38
2003	2597.30	2626.47	2655.83	2685.57	2715.51	2745.64	2775.96	2806.49	2837.21	2870.30	2900.84	2929.44
2004	2274.29	2301.16	2328.22	2355.65	2383.28	2411.10	2439.13	2467.37	2495.81	2524.46	2553.31	2581.42
2005	1977.23	2001.96	2026.87	2052.11	2077.53	2103.13	2128.92	2154.89	2181.06	2207.41	2233.96	2259.90
2006	1702.80	1725.56	1748.48	1771.68	1795.06	1818.60	1842.32	1866.21	1890.28	1914.51	1938.93	1962.86
2007	1449.26	1470.20	1491.28	1512.61	1534.10	1555.75	1577.55	1599.52	1621.64	1643.92	1666.37	1688.45
2008	1215.04	1234.28	1253.67	1273.27	1293.02	1312.91	1332.95	1353.13	1373.46	1393.93	1414.56	1434.93
2009	998.65	1016.34	1034.15	1052.16	1070.30	1088.57	1106.97	1125.51	1144.18	1162.99	1181.93	1200.72
2010	798.74	814.99	831.36	847.89	864.54	881.31	898.20	915.22	932.36	949.62	967.01	984.35
2011	614.06	628.98	644.00	659.17	674.44	689.83	705.33	720.94	736.67	752.51	768.47	784.46
2012	443.40	457.13	470.92	484.82	498.82	512.92	527.12	541.42	555.82	570.32	584.93	599.64
2013	286.48	299.04	311.69	324.44	337.28	350.21	363.24	376.36	389.58	402.89	416.30	429.81
2014	142.55	154.08	165.69	177.38	189.16	201.02	212.97	225.00	237.12	249.33	261.62	274.00
2015	10.50	21.08	31.73	42.46	53.26	64.14	75.11	86.15	97.27	108.47	119.75	131.11

Note:

Basis Used

From	To	Interest*	From	To	Interest*	Savings Fund:
1.1.82	31.12.82	10%	1.1.03	31.12.03	9.00%	68.75% from 1.1.82 to 31.12.87
1.1.83	31.12.86	11%	1.1.04	30.11.11	8.00%	70% from 1.1.88 and onwards
1.1.87	31.12.00	12%	1.12.11	31.03.12	8.60%	Insurance Fund: 31.25% from 1.1.82 to 31.12.87
1.1.01	31.12.01	11%	01.04.2012	31.03.2013	8.80%	30% from 1.1.88 and onwards
1.1.02	31.12.02	9.50%	1.4.2013		8.70%	

\* Interest p.a compounded quarterly

# CENTRAL GOVERNMENT EMPLOYEES GROUP INSURANCE SCHEME 1980

Contribution @ Rs. 10/- throughout

Accumulated value of contribution from 1st January of year of Entry to the month and year of cessation

Year of cessation of membership - 2015

Month of cessation of membership

Year of Entry	Jan	Feb	Mar	Apr	May	Jun	Jul	Aug	Sep	Oct	Nov	Dec
1982	21453.34	21614.62	21772.36	21938.91	22106.96	22272.45	22443.23	22613.97	22784.97	22957.46	23129.30	23293.01
1983	19154.95	19300.78	19443.89	19593.85	19741.10	19893.64	20043.48	20195.46	20348.22	20504.75	20661.75	20808.19
1984	17080.80	17213.79	17341.51	17478.36	17608.83	17743.38	17880.68	18017.48	18154.49	18296.02	18433.43	18566.86
1985	15225.54	15342.98	15456.04	15578.96	15697.70	15818.73	15940.87	16063.71	16185.38	16311.23	16435.91	16555.75
1986	13557.14	13664.31	13768.77	13873.13	13980.92	14089.63	14199.53	14309.12	14419.89	14530.77	14643.88	14749.84
1987	12062.25	12155.43	12250.74	12346.69	12442.30	12540.82	12637.05	12736.85	12837.57	12935.97	13035.42	13131.44
1988	10727.54	10810.33	10895.15	10982.70	11068.88	11155.01	11244.67	11332.11	11422.48	11510.28	11601.79	11687.69
1989	9520.95	9595.51	9673.19	9747.44	9825.03	9905.59	9982.66	10062.70	10140.94	10221.61	10302.20	10381.72
1990	8447.84	8514.22	8584.59	8651.05	8721.03	8790.95	8863.30	8933.51	9007.19	9078.18	9151.22	9219.35
1991	7494.85	7553.44	7615.08	7679.91	7742.22	7803.88	7868.57	7932.54	7996.33	8061.41	8125.54	8186.02
1992	6648.64	6701.39	6756.87	6813.96	6871.56	6927.62	6984.20	7040.60	7098.30	7157.38	7213.50	7269.12
1993	5895.85	5942.75	5992.93	6044.89	6096.71	6146.36	6197.28	6248.15	6302.45	6352.69	6406.35	6457.01
1994	5225.83	5270.35	5314.25	5360.20	5406.76	5452.77	5499.48	5544.70	5593.02	5638.38	5686.63	5732.22
1995	4633.21	4671.52	4712.11	4753.38	4794.29	4837.22	4877.20	4920.07	4962.91	5005.71	5048.49	5088.94
1996	4104.66	4140.21	4178.97	4214.57	4252.31	4290.77	4327.85	4366.45	4402.80	4443.01	4480.28	4518.42
1997	3634.84	3669.76	3701.10	3736.16	3768.01	3804.15	3837.49	3873.51	3906.88	3941.54	3976.18	4011.95
1998	3221.08	3247.97	3278.50	3309.36	3341.13	3370.27	3402.33	3435.33	3466.38	3499.50	3530.36	3560.77
1999	2848.34	2876.53	2904.65	2932.94	2961.35	2987.47	3013.90	3043.24	3072.56	3101.87	3131.16	3159.09
2000	2522.04	2544.33	2571.47	2595.46	2621.05	2649.82	2675.31	2700.75	2729.36	2754.70	2781.49	2807.27
2001	2228.37	2251.21	2275.82	2296.92	2320.70	2345.88	2368.68	2394.67	2419.11	2443.29	2466.79	2492.51
2002	1967.45	1988.61	2009.93	2031.55	2053.32	2075.26	2097.35	2119.60	2142.02	2164.60	2187.34	2209.37
2003	1731.53	1751.00	1770.60	1790.47	1810.49	1830.66	1850.97	1871.43	1892.04	1912.80	1933.71	1954.02
2004	1516.19	1534.10	1552.15	1570.43	1588.85	1607.40	1626.09	1644.91	1663.87	1682.97	1702.21	1720.94
2005	1318.15	1334.64	1351.25	1368.07	1385.02	1402.08	1419.28	1436.60	1454.04	1471.61	1489.31	1506.60
2006	1135.20	1150.37	1165.65	1181.12	1196.71	1212.40	1228.21	1244.14	1260.18	1276.34	1292.62	1308.58
2007	966.18	980.13	994.19	1008.41	1022.74	1037.17	1051.70	1066.34	1081.09	1095.95	1110.91	1125.63
2008	810.03	822.86	835.78	848.85	862.01	875.27	888.63	902.09	915.64	929.29	943.04	956.62
2009	665.77	677.56	689.44	701.44	713.53	725.71	737.98	750.34	762.79	775.32	787.95	800.48
2010	532.49	543.33	554.24	565.26	576.36	587.54	598.80	610.15	621.57	633.08	644.68	656.23
2011	409.37	419.32	429.33	439.45	449.63	459.89	470.22	480.63	491.11	501.67	512.31	522.97
2012	295.60	304.76	313.95	323.21	332.55	341.95	351.41	360.94	370.54	380.21	389.95	399.76
2013	190.99	199.36	207.80	216.29	224.85	233.48	242.16	250.91	259.72	268.60	277.54	286.54
2014	95.04	102.72	110.46	118.25	126.11	134.01	141.98	150.00	158.08	166.22	174.41	182.67
2015	7.00	14.05	21.15	28.30	35.51	42.76	50.07	57.43	64.84	72.31	79.83	87.41

**Note:**

**Basis Used**

From	To	Interest*
1.1.82	31.12.82	10%
1.1.83	31.12.86	11%
1.1.87	31.12.00	12%
1.1.01	31.12.01	11%
1.1.02	31.12.02	9.50%

From	To	Interest*
1.1.03	31.12.03	9.00%
1.1.04	30.11.11	8.00%
1.12.11	31.03.12	8.60%
01.04.2012	31.03.2013	8.80%
1.4.2013		8.70%

Savings Fund : 68.75% from 1.1.82 to 31.12.87  
70% from 1.1.88 and onwards

Insurance Fund : 31.25% from 1.1.82 to 31.12.87  
30% from 1.1.88 and onwards

\* Interest p.a compounded quarterly